

PRODUCT DESCRIPTION

Brandon 2'x2' and 2'x4' RDI LED Lensed troffer is the ideal solution for renovating existing fluorescent troffer and parabolic systems delivering improved quality of light and refreshing the space. High efficacy light engines deliver long life and excellent color, ensuring a superior quality lighting installation that is highly efficient and sustainable. Multiple lumen packages and driver options provide solutions for all your lighting applications in private offices, open office areas, upscale retail applications, public circulation areas, and classrooms, schools, hospitals, retail, and other applications.

FEATURES:









- Surge protector
- Low profile design optimizes shipping, storage, and handling
- Individual, pure aluminum heat sinks offers heat transmission faster than die cast steel.
- Performance engineered optical lens assembly delivers unique beam angles and reduces glare.
- High quality LED Chips provide high efficiency, heat dissipation, stability, and lumen maintenance
- Polycarbonate lens, high flame retardant point
- Driver disconnect provided where required to comply with US and Canadian codes
- Exceptional efficacy meets DLC Premium requirements
- Dual universal 0-10V driver for continuous dimming

APPLICATIONS:

- Retail/Schools/Offices
- Healthcare/Conference rooms
- Hospitality/Corridors
- Reception areas/Foyer
- Library



OPTIONS:	Order Code
AC347-480V High Voltage	347V
Occupancy Sensor	OS
Daylight Harvesting	DH
Emergency Backup	EM
CCT 3000K,4000K,5000K	30/40/50

 EMERGENCY BACKUP	 5 YEARS	 50,000H	 82 CRI(Ra)
 SENSOR	 INSTANT ON	 WIDE BEAM	 Dimmable DC 0-10V



ORDERING: (KK=CCT, can be 30,35,40,45,50,55)

Item	Watts	Efficacy	Lumens	CRI	PF	Voltage	Dimension(L*W*H):Inch		
MX879ELM02522BKKW	25W	120lm/w	3,000lm	>80	>0.95	120-277V	23 7/8	23 6/8	3 1/8
MX879ELM04022BKKW	40W	120lm/w	4,800lm	>80	>0.95	120-277V	23 7/8	23 6/8	3 1/8
MX879ELM04024BKKW	40W	120lm/w	4,800lm	>80	>0.95	120-277V	47 5/8	23 6/8	3 1/8
MX879ELM05024BKKW	50W	120lm/w	6,500lm	>80	>0.95	120-277V	47 5/8	23 6/8	3 1/8

*Please contact your Brandon representative to order products that don't have order codes listed here or any info required. Specification and dimension subject to change without notice.