

PRODUCT DESCRIPTION

The MX456 Series corridor wraparound features economy and energy efficient performance. This luminaire utilizes a low brightness, extruded PC lens for dependable performance and good looks. This cost effective LED utility wrap fixture is a commercial ceiling fixture that provides high uniformity, excellent efficiency and reduced glare. Use in a wide variety of applications such as open offices, private offices, conference rooms, reception areas, retail, hallways, industrial assembly, retail open areas and educational facilities. It is also an ideal complimentary wraparound luminaire for diverse applications requiring economical general lighting.

FEATURES:


- Surge protector.
- White painted parts are treated with a five-stage phosphate bonding process and finished with high reflectance baked enamel.
- Low profile design optimizes shipping, storage, and handling.
- Diffuser is secured continuously along luminaire sides.
- Shallow depth provides sleek, low-profile appearance.
- Diffusion wrap-around lens for smooth light distribution.
- Performance engineered optical lens assembly delivers unique beam angles and reduces glare.
- High quality LED Chips provide high efficiency, heat dissipation, stability, and lumen maintenance.
- Driver disconnect provided where required to comply with US and Canadian codes.
- May be surface or pendant (cable, hanging chain or stem kits) mounted.
- Class II driver, with 0-10V or Triac dimming

APPLICATIONS:



Closets/Storage rooms/Offices
Conference rooms/Retail
Reception areas/Hallways
Education facilities
Parking Garages



OPTIONS:	Order Code
AC347-480V High Voltage	347V
Occupancy Sensor	OS
Daylight Harvesting	DH
Emergency Backup	EM
CCT 3000K,4000K,5000K	30/40/50
Suspension Chain	SC
Clear lens	CL



ORDERING: (KK=CCT, can be 30, 35, 40, 45, 50, 55)

Item	Watts	Efficacy	Lumens	CRI	PF	Voltage	Dimension(L*W*H):Inch		
 MX456ELM02512BKWW	25W	130lm/w	3,250lm	>80	>0.95	120-277V	23 2/4	4 6/8	3 7/8
 MX456ELM04024BKWW	40W	130lm/w	5,200lm	>82	>0.95	120-277V	46 5/8	4 6/8	3 5/8
MX456ELM05024BKWW	50W	130lm/w	6,500lm	>82	>0.95	120-277V	46 5/8	4 6/8	3 5/8

*Please contact your Brandon representative to order products that don't have order codes listed here or any info required Specification and dimension subject to change without notice.